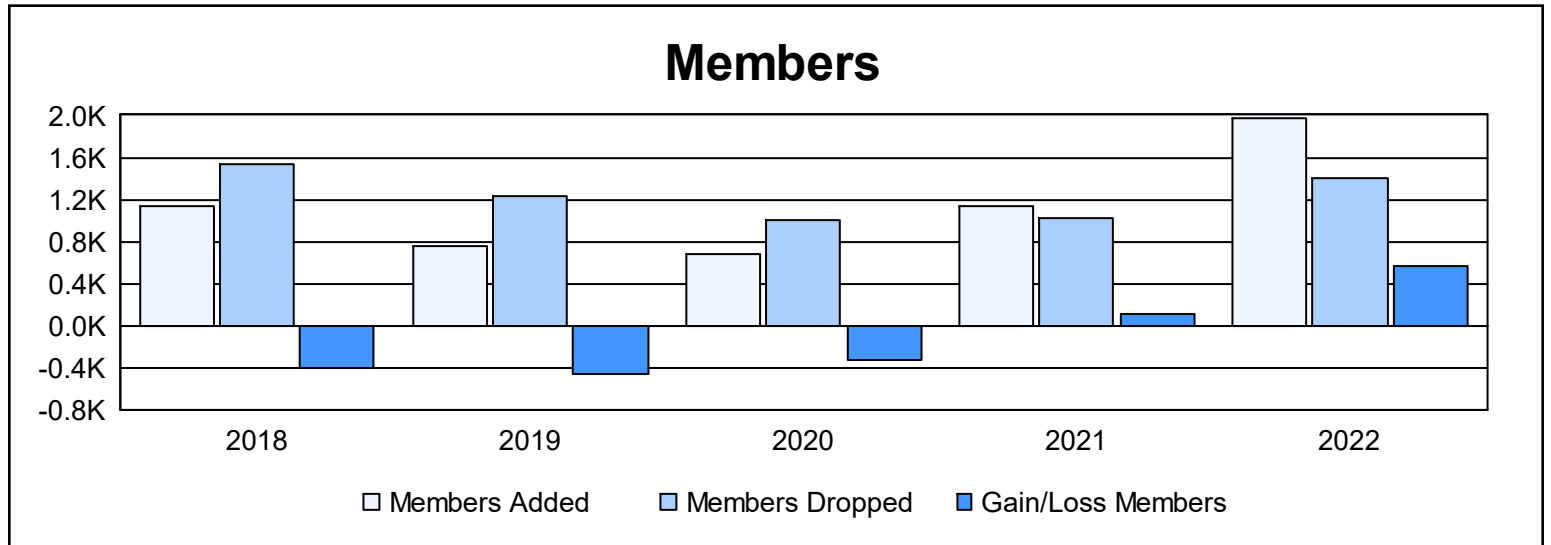
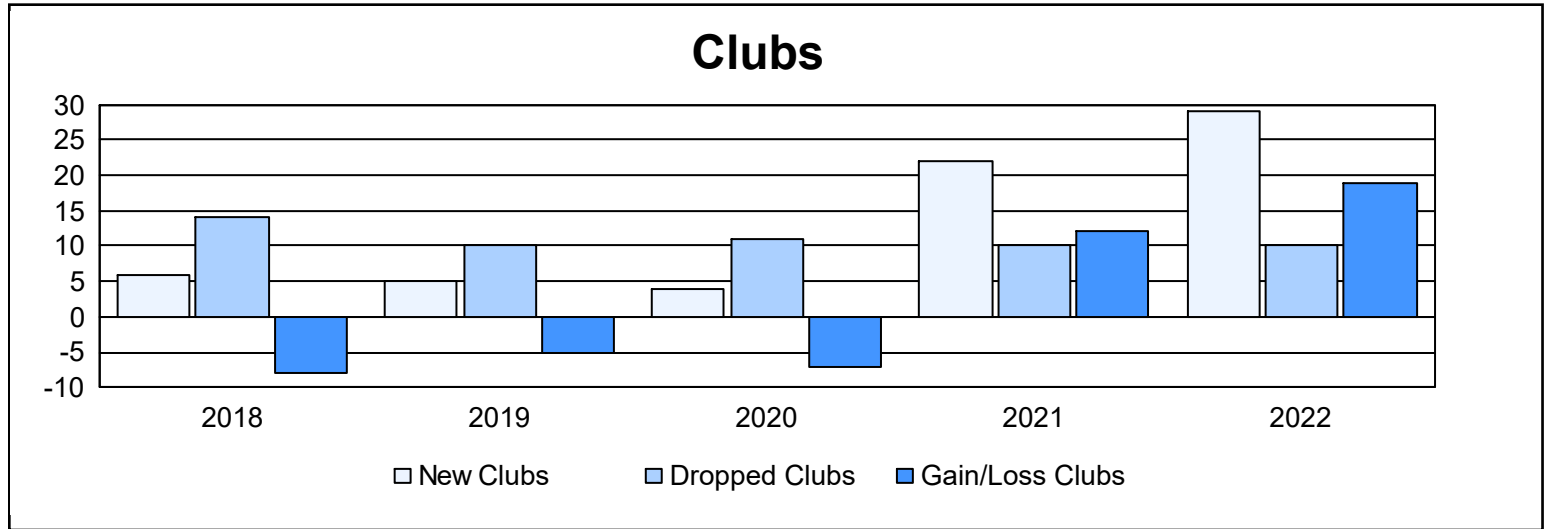
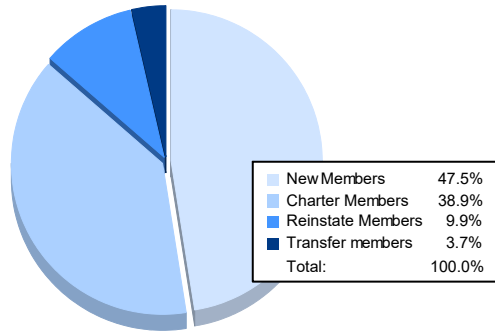


Year	New Clubs	Dropped Clubs	Gain/ Loss Clubs	New Members	Charter Members	Reinstate Members	Transfer Members	Total Member Added	Total Members Dropped	Gain/ Loss Members
2017-2018	6	14	-8	789	198	120	22	1,129	1,536	-407
2018-2019	5	10	-5	416	151	181	14	762	1,223	-461
2019-2020	4	11	-7	348	141	165	30	684	1,010	-326
2020-2021	22	10	12	450	571	100	6	1,127	1,013	114
2021-2022	29	10	19	936	766	196	73	1,971	1,406	565
<b>Average</b>	<b>13</b>	<b>11</b>	<b>2</b>	<b>588</b>	<b>365</b>	<b>152</b>	<b>29</b>	<b>1,135</b>	<b>1,238</b>	<b>-103</b>



### Membership Composition June 2022 Cumulative



### Gender Composition June 2022 Cumulative

